


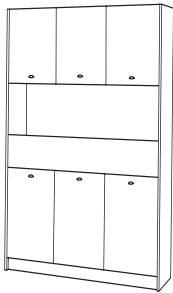




# TABLE OF CONTENTS



U.S.A. Price List - September 1, 2008

| <b>DESCRIPTION</b>  | <b>PAGE</b> |
|---------------------|-------------|
| Cabinets .....      | 1 - 4       |
| Shampoo Bowls ..... | 5           |
| A Series .....      | 6           |
| B Series .....      | 7           |
| Libra.....          | 8           |
| Decora Series ..... | 9           |
| Planet Series ..... | 10          |

|   | <b>MODEL NO. / DESCRIPTION</b>   | <b>PRICE</b>                    |
|---|--|---------------------------------|
|    | <p><b>SL 800</b></p> <p>Retail display unit has three adjustable shelves between smoothly curved end panels and a lower storage area with two doors. Specify main/accent thermalfused panel colors and door pull style (see page 4 for details).</p> <p>36"W x 15"D x 78"H. Approximately 215 lbs.</p>   | <p>\$852.</p>                   |
|    | <p><b>SL742/SL748</b></p> <p>SL742<br/>Shampoo storage with an upper storage area, adjustable shelves and three doors. The lower section has a full bottle well, two tilt down doors with hampers and a center storage area with door and adjustable shelf. Specify main/accent colors and door pull style (see page 4 for details).</p> <p>42"W x 12"D x 80"H. Approximately 220 lbs.SL748</p> <p>SL748<br/>Same as SL742 except 48" in width.<br/>48"W x 12"D x 80"H. Approximately 245 lbs.</p> | <p>\$1,584.</p> <p>\$1,636.</p> |
|  | <p><b>SL500</b></p> <p>Backwash shampoo station with two doors in back for easy access and a one piece black molded top with bottle well. This unit is designed for the 3000B Marble Products bowl only (bowl not included). Specify thermalfused panel color and door pull style (see page 4 for details).</p> <p>32"W x 15 1/2"D x 31 1/2"H. Approximately 120 lbs.</p>  | <p>\$761.</p>                   |
|  | <p><b>SL550W</b></p> <p>Shampoo station for wall application with sliding doors on the front side and a black molded top with bottle well. This unit is designed for the 3000B Marble Products bowl only (bowl not included). Specify thermalfused panel color and door pull style (see page 4 for details).</p> <p>32"W x 15 1/2"D x 31 1/2"H. Approximately 120 lbs.</p>   | <p>\$697.</p>                   |

## MODEL NO. / DESCRIPTION

## PRICE

### SL642 / SL648



SL642  
Shampoo station with an upper storage area, adjustable shelves and three doors. The lower section has a tilt down door with hamper. Will accommodate all Marble Products wall hung bowls (bowl not included). Specify main/accent thermalfused panel colors and door pull style (see page 4 for details).

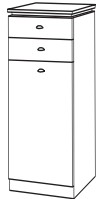
\$1,464.

42"W x 12"D x 80"H. Approximately 210 lbs.

SL648  
Same as SL642 except 48" in width.  
48"W x 12"D x 80"H. Approximately 235 lbs.

\$1,516.

### SL225

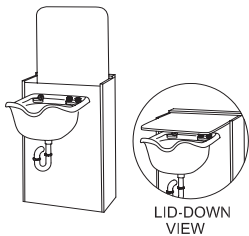


Styling station with two drawers and one storage door with adjustable shelf. Specify main/accent thermalfused panel colors and drawer/door pull style (see page 4 for details).

\$733.

16"W x 16"D x 43"H. Approximately 115 lbs.

### SL250

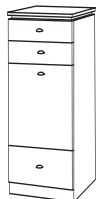


Add-on shampoo cabinet includes lift cover and full bottle well. Accommodates Marble Products wall hung bowls except 3000W and 4000. (not included). Does not accept Model 800 faucet. Specify main/accent thermalfused panel colors (see page 4 for details).

\$536.

24"W x 12"D x 36"H. Approximately 50 lbs.

### SL 200

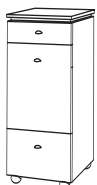


Styling station with three drawers, one tilt-down tool holder (containing blower holder, two 2" dia. iron holders and two 1 1/2" dia. iron holders), and one four-way 20 amp electrical outlet. Specify main/accent thermalfused panel colors and drawer/door pull style (see page 4 for details).

\$1004.

16"W x 16"D x 43"H. Approximately 115 lbs.



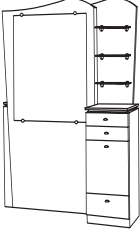


### SL300



Rollabout station with two drawers, one tilt-down tool holder (containing blower holder, two 2" dia. iron holders and two 1 1/2" dia. iron holders), and one 15 amp power strip. Station has four casters two of which are locking. Specify main/accent thermalfused panel colors and drawer/door pull style (see page 4 for details).

\$797.

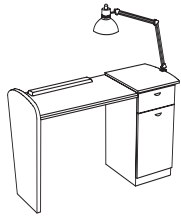
16"W x 16"D x 36"H. (Approximately 110 lbs.)

|  | <b>MODEL NO. / DESCRIPTION</b>  | <b>PRICE</b>   |
|--|---|--|
|   | <p><b>SL 275</b></p> <p>Mirror with arched panel. Specify thermalfused panel color (see page 4 for details).</p> <p>30"W x 2"D x 48"H. Approximately 45 lbs.</p>  | <p>\$434.</p>  |
|    | <p><b>SL275S / SLSH3</b></p> <p>SL275S - Mirror panel with mirror. Specify thermalfused panel color (see page 4 for details).</p> <p>39"W x 2"D x 84"H. Approximately 100 lbs.</p> <p>SLSH3 - Three piece glass shelves with wall mount brackets.</p> <p>1/4"THK x 14 1/4"W x 7 1/2"D. Approximately 15 lbs.</p>  | <p>\$608.</p> <p>\$200.</p>                              |
|   | <p><b>SL275B</b></p> <p>Back-to-back mirror panel with six glass shelves and two mirrors (two SL200 styling stations not included). Specify thermalfused panel color (see page 4 for details).</p> <p>54"W x 11"D x 84"H. Approximately 210 lbs.</p> <p>Combine SL275B with two SL200 stations for a complete back-to-back station as shown at left.</p>  | <p>\$1,454.</p>  |
|  <p>REAR VIEW</p>  <p>FRONT VIEW</p> | <p><b>SL100</b></p> <p>Reception desk with check writing top. Desk includes three drawers and two file drawers. Specify main/accent thermalfused panel colors and drawer pull style (see page 4 for details).</p> <p>65"W x 24"D x 45"H. Approximately 280 lbs.</p> <p>Options:</p> <p>P60134 - Locking drawer add:</p> <p>P17139 - Cash till 14-3/8"W x 11 1/2"D x 2 1/4"H. add:</p> <p>SL100SH - A.D.A. shelf on front add:</p> | <p>\$1,524.</p> <p>\$436.</p> <p>\$78.</p> <p>\$134.</p> |

### MODEL NO. / DESCRIPTION

### PRICE

#### SL400



Manicure table has a radius curved end support and top. Table includes one drawer, a storage area with door, an upholstered arm pad and an adjustable 100 watt work light. Specify upholstery arm pad color and work light color (black or white). Specify main/accent thermafused panel color and drawer/door pull style (see below for details).

\$948.

47"W x 18"D x 33 1/2"H. Approximately 100 lbs.

### CUSTOM EXPRESS COLORS

Panels are thermafused under heat & pressure to permanently bond the saturated paper to the substrate which eliminates delamination and provides superior wearability.

#### **A** MAIN COLORS

Amber Cherry  
Kensington Maple  
Grey Polaris  
Cafelle  
Black

#### **B** ACCENT COLORS

Amber Cherry  
Kensington Maple  
Grey Polaris  
Cafelle  
Black

### DRAWER/DOOR HARDWARE


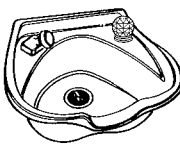
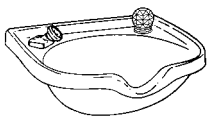
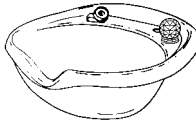
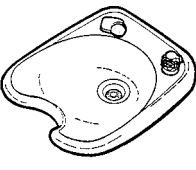
#### DRAWER/DOOR HARDWARE




A6 - Silver



A7 - Black

|   | <b>MODEL NO. / DESCRIPTION</b>                                   | <b>PRICE</b> |
|---|--|--------------|
|   | <b>MODEL 10 FIBERGLASS</b>                                       |              |
|    | #800 (1014U)   | \$444.       |
|   | #550 "Dial-Flo" Single Lever Control                             | \$360.       |
|   | #550/400 "Dial-Flo" with Diverter Spout<br>19" W x 19 1/2" D     | \$440.       |
|   | Regular Vacuum Breaker   | Add \$68.    |
|   | Los Angeles Vacuum Breaker                                       | Add \$76.    |
|   | Specify color: black, white, taupe, mist grey or almond.         |              |
|   | <b>MODEL 30 FIBERGLASS</b>                                       |              |
|    | #800 (1014U)   | \$444.       |
|   | #550 "Dial-Flo" Single Lever Control                             | \$360.       |
|   | #550/400 "Dial-Flo" with Diverter Spout<br>22" W x 19" D         | \$440.       |
|   | Regular Vacuum Breaker   | Add \$68.    |
|   | Los Angeles Vacuum Breaker                                       | Add \$76.    |
|   | Specify color: black, white, taupe, mist grey or almond.         |              |
|   | <b>MODEL 200</b>   |              |
|   | #800 (1014U)   | \$546.       |
|   | #550 "Dial-Flo" Single Lever Control                             | \$462.       |
|   | #550/400 "Dial-Flo" with Diverter Spout<br>22 1/2" W x 18 1/2" D | \$542.       |
|   | Regular Vacuum Breaker   | Add \$68.    |
|   | Los Angeles Vacuum Breaker                                       | Add \$76.    |
|   | Specify color: black, white, taupe, mist grey or almond.         |              |
|   | <b>MODEL 2000</b>  |              |
|  | #800 (1014U)   | \$566.       |
|   | #550 "Dial-Flo" Single Lever Control                             | \$482.       |
|   | #550/400 "Dial-Flo" with Diverter Spout<br>23" W x 20 1/4" D     | \$562.       |
|   | Regular Vacuum Breaker   | Add \$68.    |
|   | Los Angeles Vacuum Breaker                                       | Add \$76.    |
|   | Specify color: black, white, taupe, mist grey or almond.         |              |
|   | <b>MODEL 3000 / MODEL 3000W</b>                                  |              |
|  | #800 (1014U)   | \$570.       |
|   | #550 "Dial-Flo" Single Lever Control                             | \$486.       |
|   | #550/400 "Dial-Flo" with Diverter Spout<br>18" W x 23" D         | \$562.       |
|   | Regular Vacuum Breaker   | Add \$68.    |
|   | Los Angeles Vacuum Breaker                                       | Add \$76.    |
|   | Specify color: black, white, taupe, mist grey or almond.         |              |
|   | NOTE: Specify wallmounted (3000W)<br>or backwash (3000)          |              |

|   | <b>MODEL NO. / DESCRIPTION</b> | <b>BASE STYLE</b> | <b>PRICE</b>                 |
|---|--------------------------------|-------------------|------------------------------|
|  <p><b>EXST-A10</b></p> <p>With chrome tubular footrest and injection molded black armrests.<br/>                     Base: Specify B1A, Y6C, or T7B<br/>                     Specify vinyl color: Buttercup #18, Amber #3, Bark #35, Tomato #6, or Black #T11</p> <p>Approximate weight: 75 lbs.</p>  |                                | B1A<br>Y6C<br>T7B | \$578.<br>\$652.<br>\$1,458. |
|  <p><b>EXAP-A11</b></p> <p>All-purpose chair with chrome tubular footrest, injection molded black armrests and locking reclining mechanism.<br/>                     Base: Specify B1A, Y6C<br/>                     Specify vinyl color: Buttercup #18, Amber #3, Bark #35, Tomato #6, or Black #T11</p> <p>Approximate weight: 79 lbs.</p> |                                | B1A<br>Y6C        | \$674.<br>\$748.             |
|  <p><b>EXDY-A12</b></p> <p>Dryer chair with black arm for HD-608 dryer.<br/>                     Specify vinyl color: Buttercup #18, Amber #3, Bark #35, Tomato #6, or Black #T11</p> <p>Approximate weight: 70 lbs.</p> <p>NOTE: Normal lead times apply to dryer chairs</p>   |                                |                   | \$548.                       |
|  <p><b>EXSH-A13</b></p> <p>Shampoo chair on black five-star fixed base with spring reclining mechanism<br/>                     Specify vinyl color: Buttercup #18, Amber #3, Bark #35, Tomato #6, or Black #T11</p> <p>Approximate weight: 50 lbs.</p>  |                                |                   | \$408.                       |
|  <p><b>EXRC-A14</b></p> <p>Reception chair on black five-star fixed base.<br/>                     Specify vinyl color: Buttercup #18, Amber #3, Bark #35, Tomato #6, or Black #T11</p> <p>Approximate weight: 50 lbs.</p>   |                                |                   | \$378.                       |



| MODEL NO. / DESCRIPTION   | BASE STYLE        | PRICE                        |
|---|-------------------|------------------------------|
| <b>EXST-B10</b>   |                   |                              |
|  <p>With hydraulic base, chrome tubular footrest, injection molded black armrests and upholstered cushions.<br/>                     Base: Specify B1A, Y6C, or T7B<br/>                     Specify vinyl color: Buttercup #18, Amber #3, Bark #35, Tomato #6, or Black #T11<br/><br/>                     Approximate weight: 75 lb</p>                      | B1A<br>Y6C<br>T7B | \$642.<br>\$716.<br>\$1,522. |
| <b>EXAP-B11</b>   |                   |                              |
|  <p>All-purpose chair with gas reclining mechanism, chrome tubular footrest, injection molded black armrests and upholstered cushions.<br/>                     Base: Specify B1A, Y6C<br/>                     Specify vinyl color: Buttercup #18, Amber #3, Bark #35, Tomato #6, or Black #T11<br/><br/>                     Approximate weight: 79 lbs.</p> | B1A<br>Y6C        | \$734.<br>\$808.             |
| <b>EXDY-B12</b>   |                   |                              |
|  <p>Dryer chair with black arm for HD-608 dryer.<br/>                     Specify vinyl color: Buttercup #18, Amber #3, Bark #35, Tomato #6, or Black #T11<br/><br/>                     Approximate weight: 60 lbs.<br/><br/>                     NOTE: Normal lead times apply to dryer chairs</p>  |                   | \$602.                       |
| <b>EXSH-B13</b>   |                   |                              |
|  <p>Shampoo chair with gas reclining mechanism, chrome tubular footrest, injection molded black armrests and upholstered cushions.<br/>                     Specify vinyl color: Buttercup #18, Amber #3, Bark #35, Tomato #6, or Black #T11<br/><br/>                     Approximate weight: 50 lbs.</p>   |                   | \$496.                       |
| <b>EXRC-B14</b>   |                   |                              |
|  <p>Reception chair on black five-star fixed base.<br/>                     Specify vinyl color: Buttercup #18, Amber #3, Bark #35, Tomato #6, or Black #T11<br/><br/>                     Approximate weight: 50 lbs.</p>   |                   | \$476.                       |



**B1A**





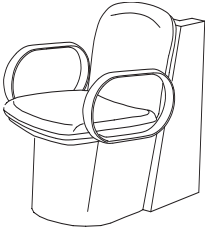

**Y6C**



**T7B**

| MODEL NO. / DESCRIPTION  | BASE STYLE   | PRICE   |
|--|--|---|
| <b>EXST-710</b>  |  |   |
|  <p>Styling chair with black rubber arm cap on chrome arm and chrome tubular footrest.<br/>                     Base: Specify B1A, Y6C, or T7B<br/>                     Specify vinyl color: Buttercup #18, Amber #3, Bark #35, Tomato #6, or Black #T11<br/>                     Approximate weight: 65 lbs.</p> | <p>B1A<br/>                     Y6C<br/>                     T7B</p> | <p>\$716.<br/>                     \$790.<br/>                     \$1,596.</p> |
| <b>EXDY-712</b>  |  |   |
|  <p>Dryer chair with black arm for HD-608 dryer.<br/>                     Specify vinyl color: Buttercup #18, Amber #3, Bark #35, Tomato #6, or Black #T11<br/>                     Approximate weight: 60 lbs.<br/>                     NOTE: Normal lead times apply to dryer chairs</p>                       |  | <p>\$730.</p>   |
| <b>EXRC-714</b>  |  |   |
|  <p>Reception chair on black five-star fixed base.<br/>                     Specify vinyl color: Buttercup #18, Amber #3, Bark #35, Tomato #6, or Black #T11<br/>                     Approximate weight: 40 lbs.</p>   |  | <p>\$540.</p>   |



|   | <b>MODEL NO. / DESCRIPTION</b>   | <b>BASE STYLE</b> | <b>PRICE</b> |
|---|--|-------------------|--------------|
|    | <p><b>EXST-070</b></p> <p>Styling chair with black arm and European footrest.<br/>Base: Specify B1A, Y6C, or T7B<br/>Specify vinyl color: Buttercup #18, Amber #3, Bark #35, Tomato #6, or Black #T11</p> <p>Approximate weight: 65 lbs.</p>                       | B1A               | \$866.       |
|   |  | Y6C               | \$940.       |
|   |  | T7B               | \$1,746.     |
|   |  |                   |              |
|    | <p><b>EXAP-071</b></p> <p>All-purpose chair with black arm, European footrest, locking reclining mechanism.<br/>Base: Specify B1A, Y6C<br/>Specify vinyl color: Buttercup #18, Amber #3, Bark #35, Tomato #6, or Black #T11</p> <p>Approximate weight: 65 lbs.</p> | B1A               | \$970.       |
|   |  | Y6C               | \$1,044.     |
|   | <p><b>EXDY-072</b></p> <p>Dryer chair with black arm for HD-608 dryer.<br/>Specify vinyl color: Buttercup #18, Amber #3, Bark #35, Tomato #6, or Black #T11</p> <p>Approximate weight: 60 lbs.</p> <p>NOTE: Normal lead times apply to dryer chairs</p>            |                   | \$628.       |
|   |  |                   |              |
|  | <p><b>EXSH-073</b></p> <p>Shampoo chair with black arm and black five-star fixed base with spring reclining mechanism.<br/>Specify vinyl color: Buttercup #18, Amber #3, Bark #35, Tomato #6, or Black #T11</p> <p>Approximate weight: 50 lbs.</p>                 |                   | \$676.       |
|   |  |                   |              |
|  | <p><b>EXRC-074</b></p> <p>Reception chair with black arm and black five-star fixed base.<br/>Specify vinyl color: Buttercup #18, Amber #3, Bark #35, Tomato #6, or Black #T11</p> <p>Approximate weight: 50 lbs.</p>   |                   | \$560.       |
|   |  |                   |              |



|   | <b>MODEL NO. / DESCRIPTION</b> | <b>BASE STYLE</b>                | <b>PRICE</b>                                |
|---|--------------------------------|----------------------------------|---|
|  <p><b>EXST-160</b></p> <p>Styling chair with black arm and chrome tubular footrest.<br/>Base: Specify B1A, Y6C, or T7B<br/>Specify vinyl color: Buttercup #18, Amber #3, Bark #35, Tomato #6, or Black #T11</p> <p>Approximate weight: 70 lbs.</p>                      |                                | <p>B1A</p> <p>Y6C</p> <p>T7B</p> | <p>\$808.</p> <p>\$882.</p> <p>\$1,688.</p> |
|  <p><b>EXAP-161</b></p> <p>All-purpose chair with gas reclining mechanism, black arm and chrome tubular footrest.<br/>Base: Specify B1A, Y6C<br/>Specify vinyl color: Buttercup #18, Amber #3, Bark #35, Tomato #6, or Black #T11</p> <p>Approximate weight: 75 lbs.</p> |                                | <p>B1A</p> <p>Y6C</p>            | <p>\$860.</p> <p>\$934.</p>                 |
|  <p><b>EXDY-162</b></p> <p>Dryer chair with black arm for HD-608 dryer.<br/>Specify vinyl color: Buttercup #18, Amber #3, Bark #35, Tomato #6, or Black #T11</p> <p>Approximate weight: 60 lbs.</p> <p>NOTE: Normal lead times apply to dryer chairs</p>                |                                |                                  | <p>\$676.</p>                               |
|  <p><b>EXSH-163</b></p> <p>Shampoo chair with black arm on five-star fixed base with self-adjustable spring reclining mechanism.<br/>Specify vinyl color: Buttercup #18, Amber #3, Bark #35, Tomato #6, or Black #T11</p> <p>Approximate weight: 45 lbs.</p>           |                                |                                  | <p>\$560.</p>                               |
|  <p><b>EXRC-164</b></p> <p>Reception chair with black arm on black five-star fixed base.<br/>Specify vinyl color: Buttercup #18, Amber #3, Bark #35, Tomato #6, or Black #T11</p> <p>Approximate weight: 45 lbs.</p>   |                                |                                  | <p>\$506.</p>                               |

